

Product specifications contained herein may be changed without prior notice. It is therefore advisable to contact Purdy Electronics before proceeding with the design of equipment incorporating this product.

AND-2307 Series

GaAsP/GaP-Red; GaP-Green

7 Segment, Large Size; 2.3 Inch

Features

- Large size—7 segment displays
- Available in red or green
- Suitable for large size displays for distance viewing; across-the-building status displays
- Available in both common cathode and common anode
- **RoHS Compliant**

Description

Size	Number of Digits	Common		Color		Number of Pins
		Cathode	Anode	Display	Face	
2.3 inch	1	AND-2307SCL	AND-2307SAL	Red	Red	10
2.3 inch	1	AND-2307GCL	AND-2307GAL	Green	Gray	10

Absolute Maximum Ratings (T = 25°C)

Characteristics	Symbol	Rating	Unit
DC Forward Current/Segment	$I_F(DC)/SEG$	30	mA
Reverse Voltage/Segment	V_R	3 (Red), 5 (Green)	V
Operating Temperature Range	T_{Opr}	-25 to 85	°C
Storage Temperature Range	T_{Stg}	-25 to 100	°C

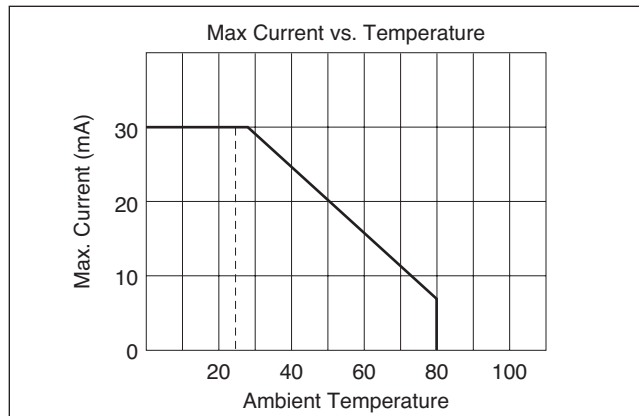
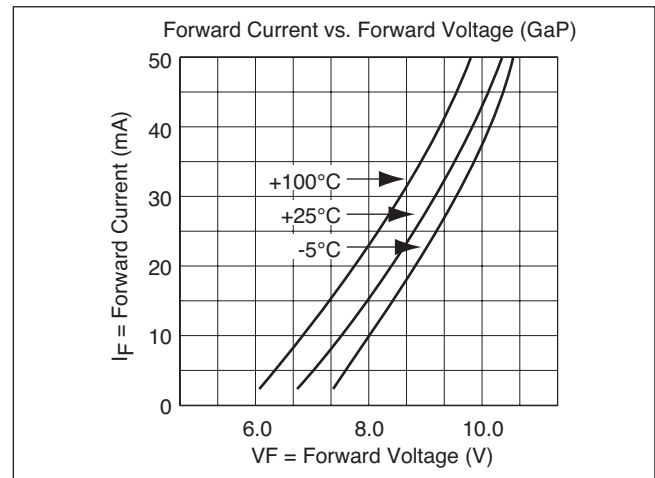
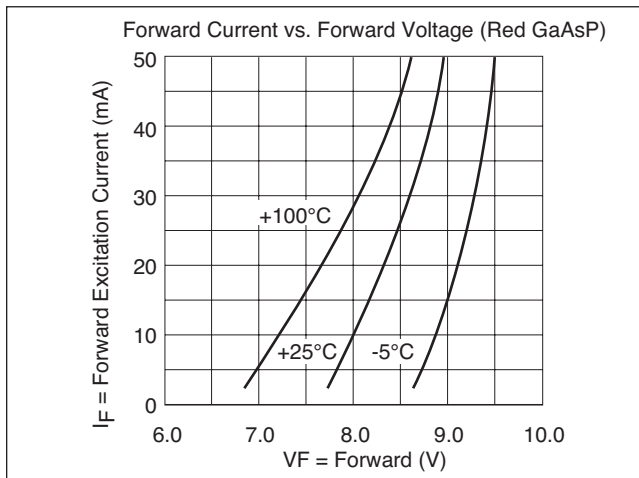
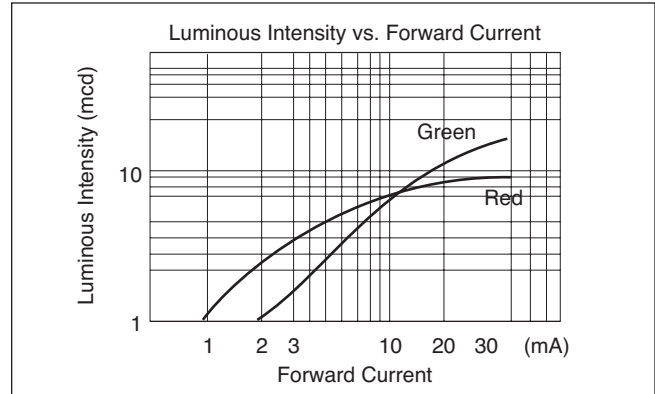
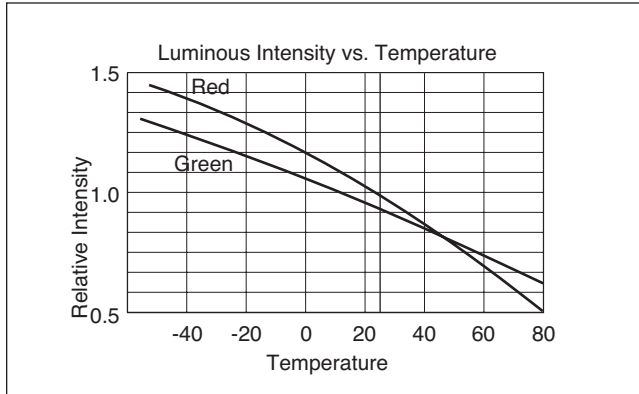
Electro-Optical Characteristics (T = 25°C)

Characteristics	Symbol	Test Condition	Minimum	Typical	Maximum	Unit
Forward Voltage/Segment	V_F	$I_F = 20 \text{ mA}$	–	8.4	12.0	V
Forward Voltage/D.P.	V_F	$I_F = 10 \text{ mA}$	–	4.2	6.0	V
Reverse Current	I_R	$V_R = 3 \text{ (Red), } 5 \text{ (Green)}$	–	–	100	μA
Luminous Intensity Per Segment	Red	$I_F = 10 \text{ mA}$	4.7	7.8	–	mcd
	Green	$I_F = 10 \text{ mA}$	4.1	6.8	–	mcd
Peak Emission Wavelength	Red	$I_F = 10 \text{ mA}$	–	635	–	nm
	Green	$I_F = 10 \text{ mA}$	–	567	–	nm
Spectral Line Half Width	Red	$I_F = 10 \text{ mA}$	–	40	–	nm
	Green	$I_F = 10 \text{ mA}$	–	30	–	nm

Precaution

Please be careful of the following:

1. Soldering temperature: 260°C max; Soldering time: 3 sec. max; Soldering portion of lead: up to 2 mm from the body of the device.
2. The lead can be formed up to 5 mm from the body of the device without forming stress. Soldering should be performed after the lead forming.



AND-5610 Series Pin Connection Table

AND-2307SCL			
Pin	Connection	Pin	Connection
1	Common Cathode	6	Anode B
2	Anode E	7	Anode A
3	Anode D	8	Anode dp
4	Anode C	9	Anode F
5	Common Cathode	10	Anode G

AND-2307SAL			
Pin	Connection	Pin	Connection
1	Common Anode	6	Cathode B
2	Cathode E	7	Cathode A
3	Cathode D	8	Cathode dp
4	Cathode C	9	Cathode F
5	Common Anode	10	Cathode G